



PGA Extraction Tools

for changing multi-pole PIN-GRID-ARRAYS



For extraction of PIN-GRID-ARRAYS from sockets with high extraction force, the **four side grip claw type** is recommended in order to prevent damaging the Array.

Order Code: PUL – 2300 – D/26




The multi-range tools have spindle actuation and a lifting mechanism with movable support jaws. Solid aluminium crossbars ensure even load distribution during the extraction operation. Their relatively large lift of approx. 15mm also permits safe extraction of arrays with bonded-on heat sinks.

Order Code: PUL – 2300 – S

**PLCC , SOJ & LCC “Universal” Extraction Tool
WHY UNIVERSAL ?**

It only requires ONE tool for extracting PLCC & SOJ chips of all pin configurations and LCC 32- and 44-pin chips (E-PROM's). The plastic arms sit on the side, thus avoiding an extraction force on the socket itself. This is most important for SMD sockets, which would otherwise be torn off the board.

The same tool can be used for all sockets built according to JEDEC standards and having diagonal entry slots.



Order Code: PUL – 200

**PGA Insertion Tools
for inserting multi-pole PIN-GRID-ARRAYS**

Inserting multi-pole PGA's into Sockets with precision contacts causes the same difficulties as extracting them.

When inserting a PGA into a corresponding socket, even pressure must be applied to the top of the PGA.

E-tec recommends the use of this PUS-2060 Series in order to avoid tilting and damaging the contact pins.



Please consult your closest sales office for detailed information and order codes.